



REGIONAL SNAPSHOT

Industry Cluster Analysis

Crossing Borders Region (CBR), Oklahoma



Center for Regional Development
Advancing Collaboration : Energizing Regions

Table of contents

01 Overview

02 Industry Cluster Analysis

01 overview

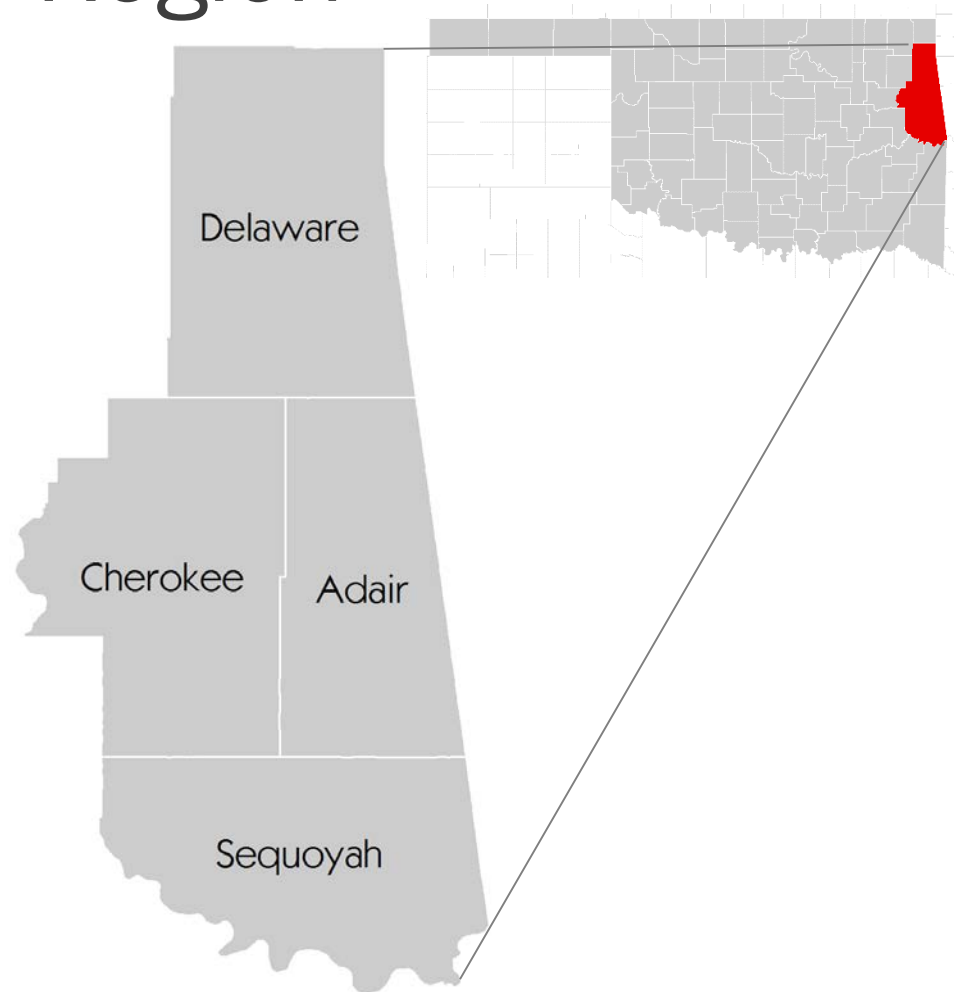
Crossing Borders Region, OK

Overview

Crossing Borders Region

The Crossing Borders Region is comprised of four Oklahoma counties. I-40 passes through the southern part of the region connecting to I-44 to the west.

- Adair
- Cherokee
- Delaware
- Sequoyah



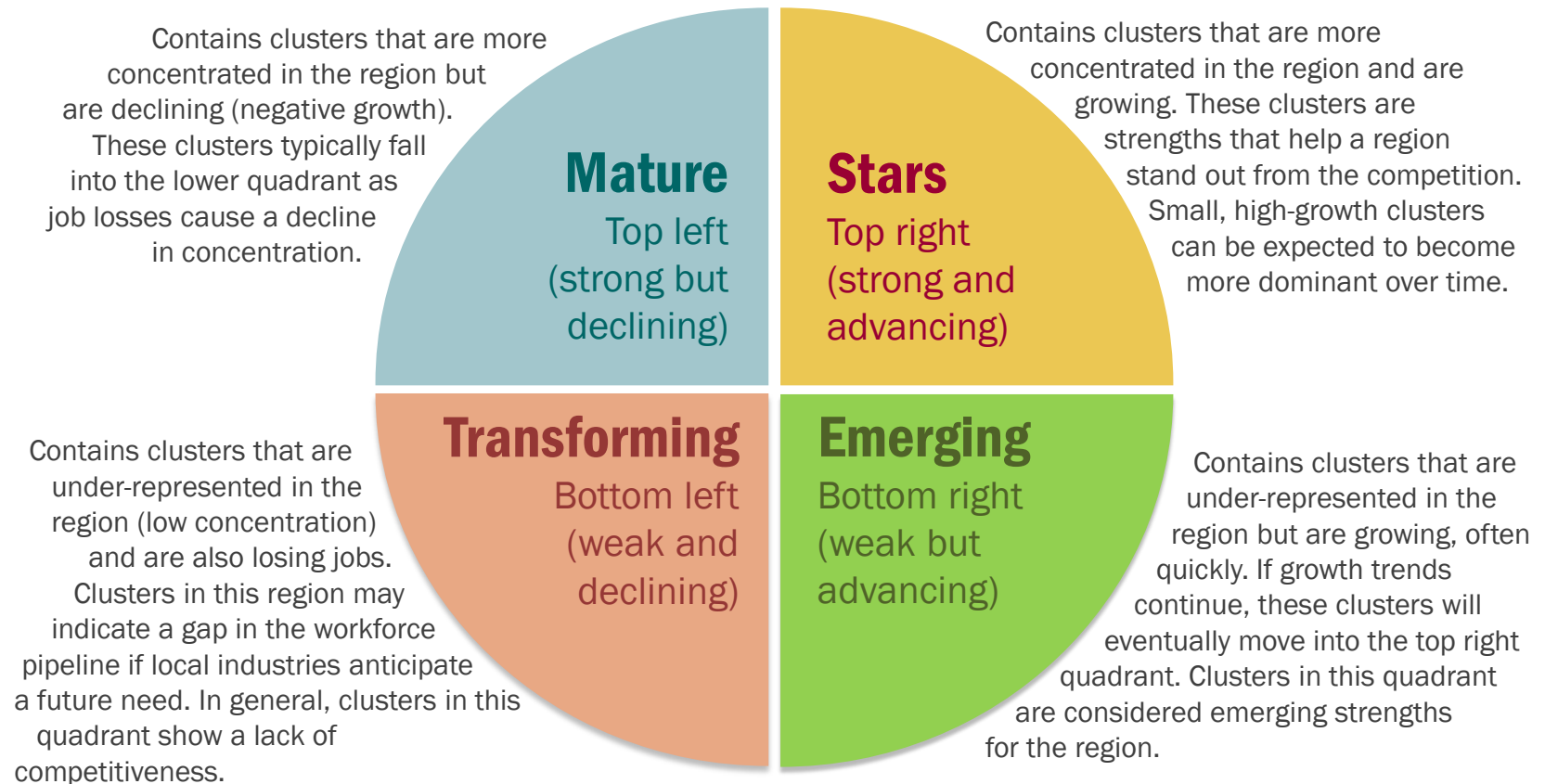
02 Industry cluster analysis

Crossing Borders Region, OK

Industry cluster analysis

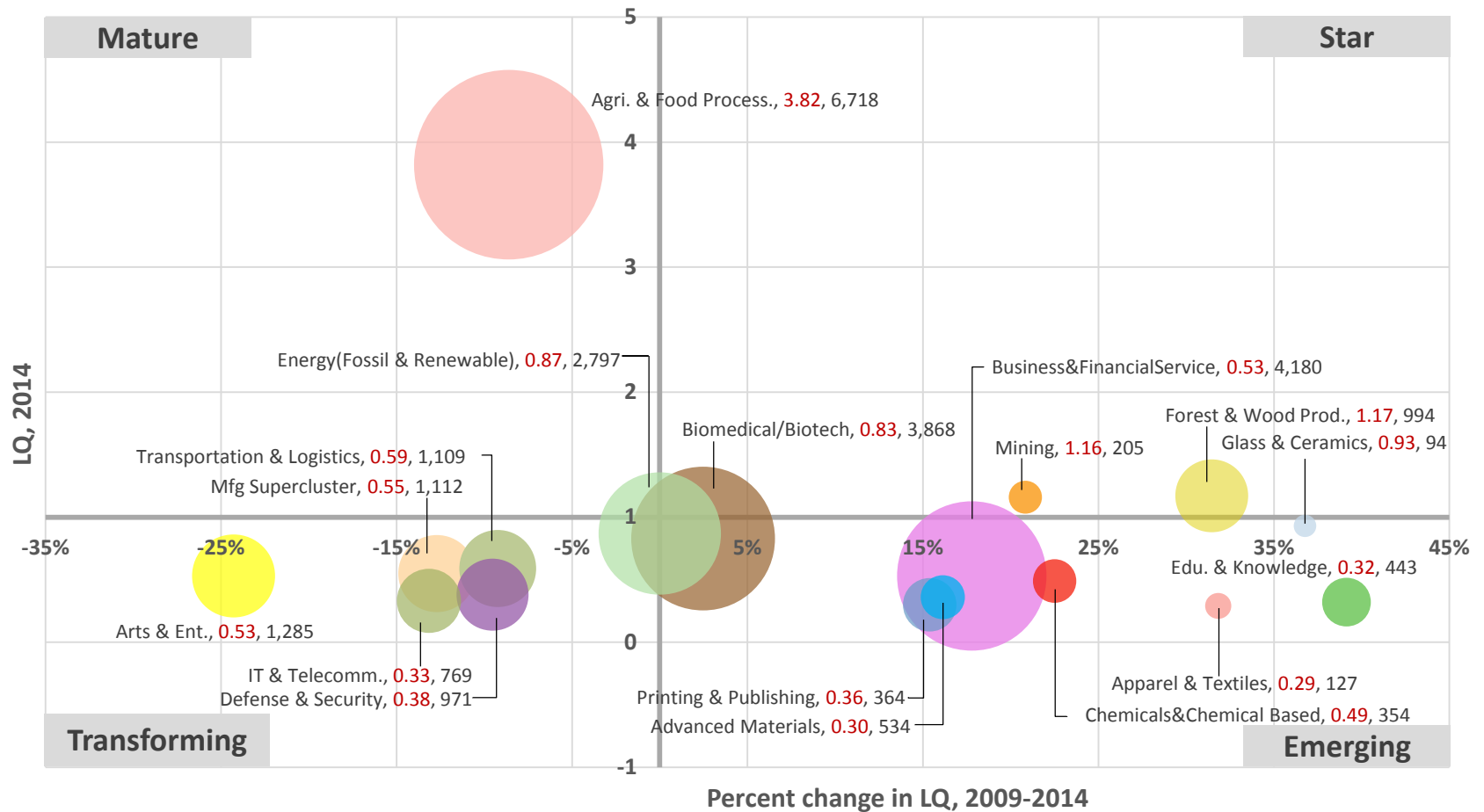
How to interpret cluster data results

The graph's four quadrants tell a different story for each cluster.



Industry and occupation

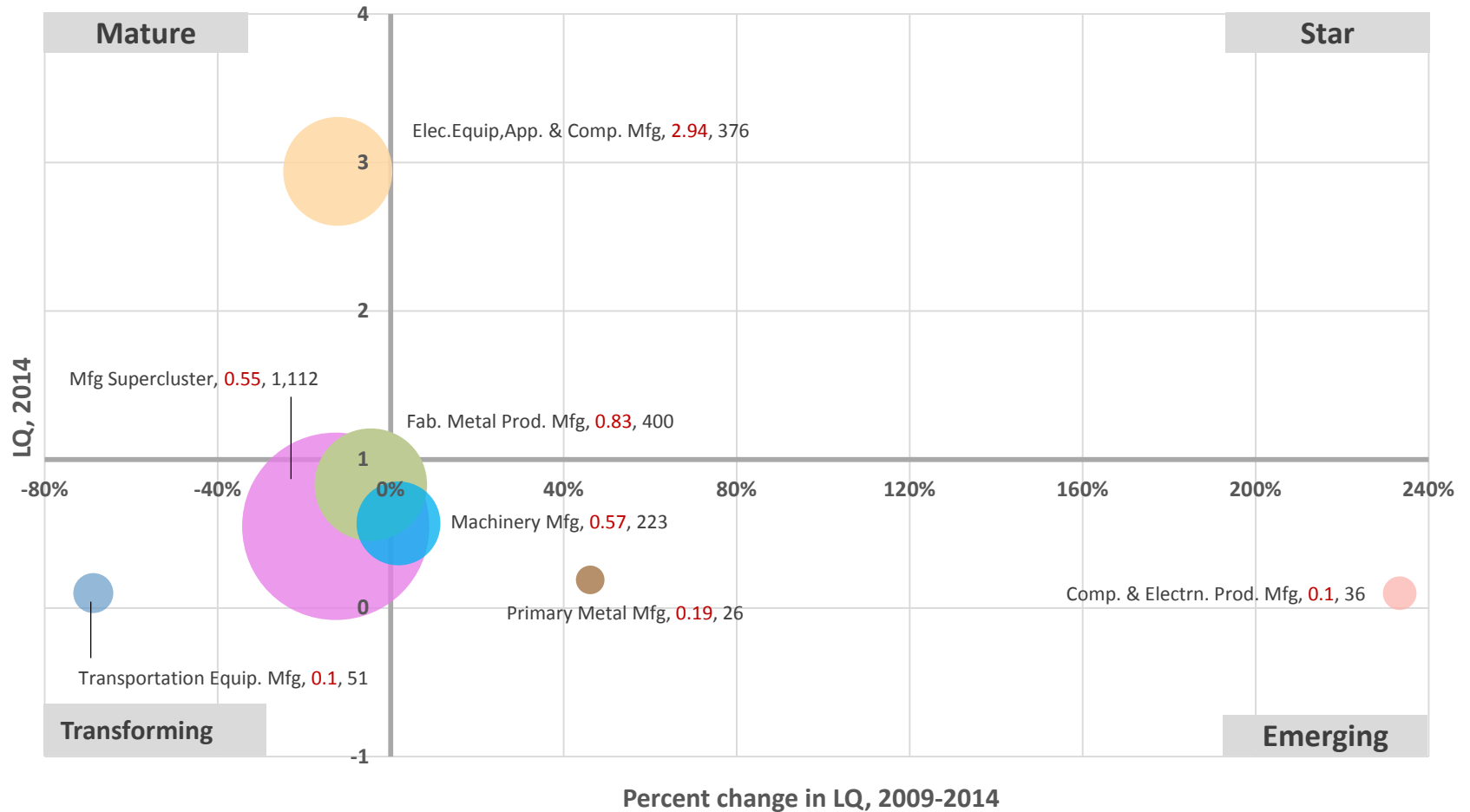
Industry cluster bubble chart



Note: Label includes cluster name, LQ in 2014, and Employment in 2014

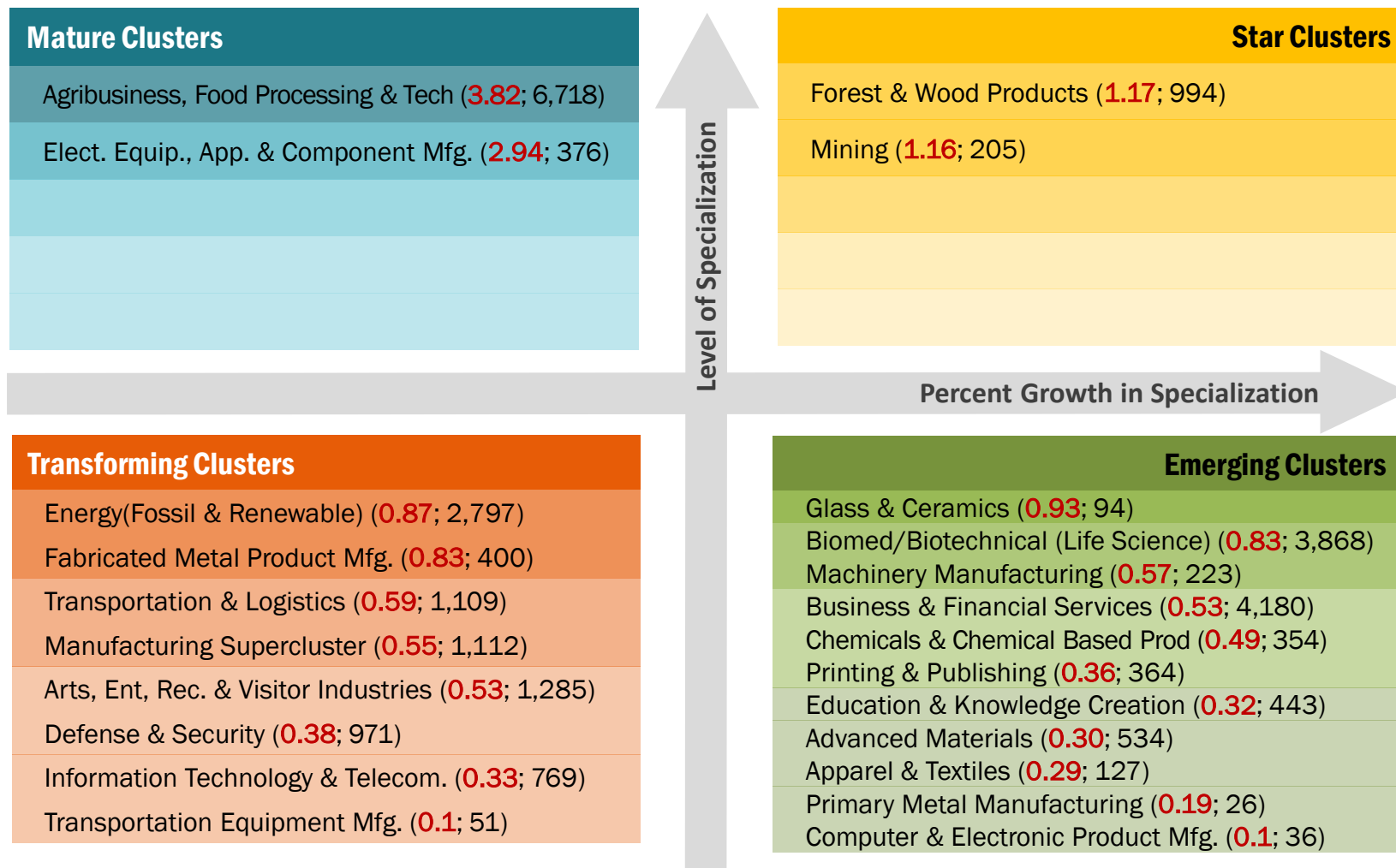
Industry and occupation

Manufacturing sub-cluster bubble chart



Notes: 1 - Primary Metal Manufacturing, Computer & Electronic Product Manufacturing and Transportation Equipment Manufacturing subclusters have too few jobs.
 2 - Label includes cluster name, LQ in 2014, and Employment in 2014

Industry cluster analysis



Note: Primary Metal Manufacturing, Computer & Electronic Product Manufacturing and Transportation Equipment Manufacturing subclusters have too few jobs.

section 02

NOTE: The first number after each cluster represents its location quotient while the second number represents the number of total jobs (full and part time jobs by place of work) in that cluster in the region in 2014. The clusters are sorted in decreasing order by location quotient.

Industry and occupation

Bubble chart interpretation

Mature Industries

Two industry clusters in the Crossing Borders Region are in the Maturing stage: Agribusiness, Food Processing & Technology; Electric Equipment, App. & Component Mfg. These industries are relatively concentrated, but their growth is trending downward. It is worth noting, however, that the Crossing Borders Region may find it worthwhile to invest in efforts to shore up the concentration of these industries.

Transforming Industries

Transforming clusters capture the mix of industries that are experiencing relative decline and limited export capability. In the Crossing Borders Region, Energy (Fossil & Renewable); Fabricated Metal Product Mfg.; Transportation & Logistics; Manufacturing Supercluster; Arts, Ent., Rec. & Visitor Industries; Defense & Security; Information Technology & Telecom.; Transportation Equipment Mfg., are all Transforming clusters. Any amount of growth in these industries would require relatively large investments.

Star Industries

Star industry clusters are highly concentrated, exporting and still experiencing growth in the region. The only two Star industry clusters in the Crossing Borders Region are Forest & Wood Products and Mining. Their location quotient is 1.17 and 1.16 respectively, indicating that the clusters are a little more concentrated in the region compared to the U.S.

Emerging Industries

Industry clusters that may be poised for future growth are classified as “Emerging.” There are eleven Emerging clusters in total in the Crossing Borders Region. Top five are Glass & Ceramics; Biomed/Biotechnical (Life Science); Machinery Manufacturing; Business & Financial Services; Chemicals & Chemical Based Products. Others are Printing & Publishing; Education & Knowledge; Advanced Materials; Apparel & Textiles; Primary Metal Mfg.; and Computer & Electronic Product Mfg.